

**Welcome to the  
Georgia Assessments for the  
Certification of Educators® (GACE®)  
Program Update Webinar  
for Educator Preparation Programs**

**Tuesday, April 19, 2016  
3 p.m. ET**

Presented by Cory M. Murphy, Ph.D.  
ETS Client Relations Director for GACE

Copyright © 2016 by Educational Testing Service. All rights reserved.

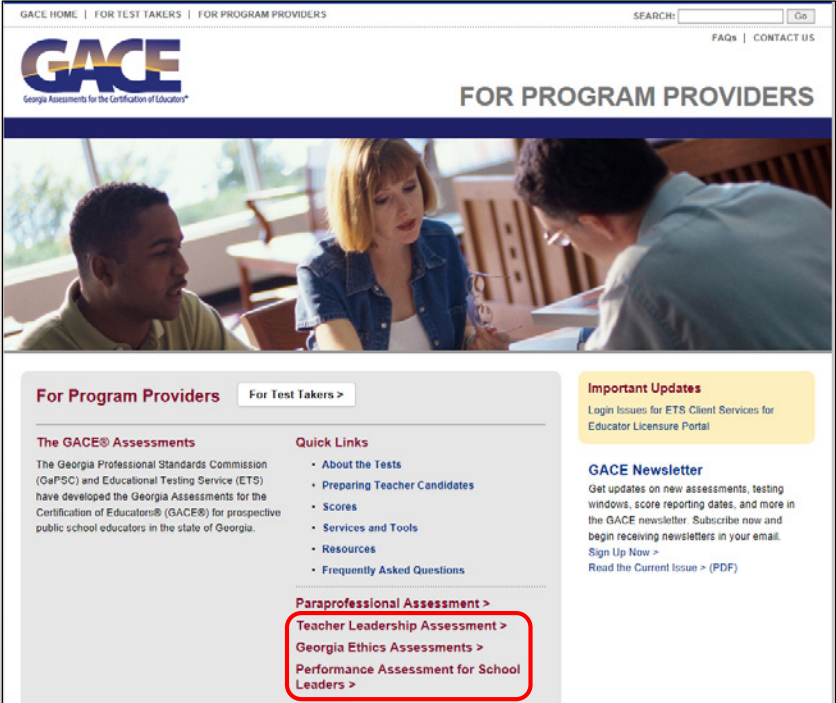


# Topics for Today's Webinar

- Program Provider Sections of the GACE Website
- Services and Tools
- Resources for EPPs
- Preparing Your Teacher Candidates
- Questions

# Program Provider Sections of the GACE Website

- The Program Provider section of the GACE website contains materials specifically for program providers
  - Information about the tests and preparing teacher candidates
  - Scores
  - Services and Tools
  - Resources
  - FAQs



The screenshot shows the GACE website interface for Program Providers. At the top, there are navigation links for 'GACE HOME', 'FOR TEST TAKERS', and 'FOR PROGRAM PROVIDERS'. A search bar is located in the top right corner. Below the navigation, the GACE logo is displayed on the left, and the text 'FOR PROGRAM PROVIDERS' is centered. A large image of three people in a classroom setting is featured below the header. The main content area is divided into several sections: 'For Program Providers' with a 'For Test Takers >' button, 'The GACE® Assessments' section describing the Georgia Professional Standards Commission (GaPSC) and Educational Testing Service (ETS) assessments, 'Quick Links' with a list of links including 'About the Tests', 'Preparing Teacher Candidates', 'Scores', 'Services and Tools', 'Resources', and 'Frequently Asked Questions', and 'Paraprofessional Assessment >' with sub-links for 'Teacher Leadership Assessment >', 'Georgia Ethics Assessments >', and 'Performance Assessment for School Leaders >'. A red box highlights these three sub-links. On the right side, there are sections for 'Important Updates' (Login Issues for ETS Client Services for Educator Licensure Portal) and 'GACE Newsletter' (Get updates on new assessments, testing windows, score reporting dates, and more in the GACE newsletter. Subscribe now and begin receiving newsletters in your email. Sign Up Now > Read the Current Issue > (PDF)).

[www.gace.ets.org/program\\_providers](http://www.gace.ets.org/program_providers)

## **GACE Website (cont'd.)**

- These sections contain materials specifically for program providers:
  - Information about the tests, preparing your teacher candidates, and scores
  - Information about the GACE Ethics and Teacher Leadership assessments
  - Information about the Performance Assessment for School leaders
- The Program Provider “GACE Services and Tools” area contains information about *ETS*® Data Manager (EDM) for GACE and how you can gain access to that tool

## GACE Website (cont'd.)

- The Program Provider “Resources” section provides information that will help you keep up to date about the GACE assessments; it includes:
  - GACE Interactive Practice Test Order Form
    - This form is to be used by **program providers only** for bulk orders of GACE interactive practice tests **when an electronic form of payment is not available** and your payment is being made by check or purchase order
    - Orders using a credit card must be place through the ETS Store
  - GACE Newsletter (both current and past issues)
    - Focuses on upcoming events, reminders about important deadlines, suggestions on how to improve the test-taker experience, and other important announcements regarding the GACE program
  - GACE Registration Quick-reference Guide
    - Provides step-by-step instructions with accompanying images of the GACE online registration system. Candidates can use this as a guide when registering to take a GACE test

## **GACE Website (cont'd.)**

- Registration Bulletin
  - A free publication for test takers that contains program policies, tests offered, test dates, registration information, fees, score reporting information, and more
- Registration Flyers
  - This flyer answers the questions test takers most often ask about registering to test
  - Available for you to download and distribute to your educators
- Understanding Your GACE Scores
  - Includes information about how GACE assessments are scored, explanations of score scales used by raters, and answers to frequently asked questions about GACE score reports and scoring policies



## **GACE Website (cont'd.)**

- GACE Ethics
  - Contains information about:
    - Georgia Educator Ethics and Georgia Ethics for Educational Leadership assessments
    - Eligibility and registration
    - Resources and tips for taking the assessments

**[www.gace.ets.org/ethics](http://www.gace.ets.org/ethics)**
- Teacher Leadership
  - Contains information about:
    - The portfolio-based Teacher Leadership assessment, including tasks and requirements
    - Eligibility and registration
    - Resources and tips for taking the assessment

**[www.gace.ets.org/teacher\\_leadership](http://www.gace.ets.org/teacher_leadership)**

## **GACE Website (cont'd.)**

- Performance Assessment for School Leaders (PASL)
  - Contains information about:
    - The portfolio-based PASL, including tasks and requirements
    - Registration and submission
    - Adopting the assessment
    - Supporting test takers
- PASL will be in effect July 2018

**[www.gace.ets.org/pasl/about](http://www.gace.ets.org/pasl/about)**




# Program Provider Services and Tools

- ETS Data Manager for GACE Assessments
  - The ETS Data Manager for GACE assessments is a dynamic interactive statistical tool that uses GACE data to analyze test-taker performance.
  - The ETS Data Manager offers many analytical functions, including sophisticated searching, data comparison, and chart and table creation. Candidates' scores may also be accessed through the ETS Data Manager.
- Gaining Access to ETS Data Manager
  - Due to the nature of the data contained in the ETS Data Manager, access is restricted to authorized program providers who have been individually designated by the GaPSC and supplied with secure log-in credentials to enter the system

# Services and Tools (cont'd.)

- **Course Mapping Chart for GACE Test Subareas and Objectives**
  - The Course Matching chart may be used to compare your program’s course offerings to the content described by the objectives in the subareas for a particular test


**COURSE MATCHING CHART FOR GACE® TESTS**

This chart may be used to review courses in relation to GACE® test subareas and objectives.

**Directions:** Use a separate copy of this worksheet for each test. Obtain a copy of the subareas and objectives for the test you are analyzing in the appropriate Study Companion. Indicate which subareas contain which objectives by drawing lines between objective numbers that mark the beginning and the end of a subarea (e.g., if Subarea I contains objectives 1 to 4, draw a vertical line between subarea numbers 4 and 5 to separate Subarea I from Subarea II). In the left-hand column, fill in the names of the courses that may cover content related to the test. In the row for each course, place a check under each objective that is covered by the course.

Student Name: \_\_\_\_\_ Date: \_\_\_\_\_

Test Code Number and Name: \_\_\_\_\_ Chart Prepared By: \_\_\_\_\_

	Test Subareas and Objectives												
Subarea No.													
Objective No.													
Course Name													

Additional notes:  
\_\_\_\_\_  
\_\_\_\_\_  
\_\_\_\_\_

Copyright © 2014 by Educational Testing Service. All rights reserved.  
 ETS is a registered trademark of Educational Testing Service (ETS). Georgia Assessments for the Certification of Educators,  
 GACE, and the GACE logo are registered trademarks of the Georgia Professional Standards Commission.

# Services and Tools (cont'd.)

- **Course Mapping Chart (cont'd.)**

- The completed chart can be used to direct candidates preparing to take a GACE test

- If candidates have taken those courses already, the form directs them to the previously used course notes and texts
- The chart may also help candidates select additional courses to learn more about areas in which they feel further preparation is needed

**GACE** **SAMPLE COURSE MATCHING CHART FOR GACE® TESTS**  
This chart may be used to review courses in relation to GACE® test subareas and objectives.

**Directions:** Use a separate copy of this worksheet for each test. Obtain a copy of the subareas and objectives for the test you are analyzing in the appropriate Study Companion. Indicate which subareas contain which objectives by drawing lines between objective numbers that mark the beginning and the end of a subarea (e.g., if Subarea I contains objectives 1 to 4, draw a vertical line between subarea numbers 4 and 5 to separate Subarea I from Subarea II). In the left-hand column, fill in the names of the courses that may cover content related to the test. In the row for each course, place a check under each objective that is covered by the course.

Student Name: A. MINOR Date: 7/1/14  
 Test Code Number and Name: 021 English Chart Prepared By: E. MAJOR

Subarea No.	Test Subareas and Objectives											
	I					II				III		
Objective No.	1	2	3	4	5	1	2	3	4	1	2	
<b>Course Name</b>												
EDU 606 INTEGRATED LANGE ARTS - 2ndary Edu	✓									✓		
EDU 612 READING & INFO LIT. AT BROAD LVL	✓			✓						✓		
EDU 612 PEDAGOGY FOR CHANGING CLASSROOMS	✓											
EDU 618 TEACHING & SCHEDULING IN MED. SOC.	✓											
EDU 601 LIT. & BRIT. IN CLASSROOM	✓											
EDU 601 STUDIES IN HIST. OF ENG. LANG.		✓										
EDU 610 LINGUISTICS LIT. LITERATURE		✓										
EDU 614 LITERATURE ACROSS THE CURRICULUM	✓			✓			✓					
EDU 610 READING AND WRITING TO LEARN	✓			✓			✓					

**Additional notes:**  
 Other student resources:  
 Comp 001: Tchudi & Mitchell, Exploring & Teaching the ELA; Carnicelli, Words Work

Copyright © 2014 by Educational Testing Service. All rights reserved.  
 ETS is a registered trademark of Educational Testing Service (ETS). Georgia Assessments for the Certification of Educators, GACE, and the GACE logo are registered trademarks of the Georgia Professional Standards Commission.

# Preparing Your Teacher Candidates

- ETS offers a variety of test preparation materials and resources for educator certification candidates and educator preparation faculty

# GACE Test Preparation Resources

The screenshot shows the GACE website home page for test takers. At the top, there are navigation links for 'GACE HOME', 'FOR TEST TAKERS', and 'FOR PROGRAM PROVIDERS'. A search bar and 'MY GACE ACCOUNT | FAQs | CONTACT US' are also visible. The main header features the GACE logo and the text 'FOR TEST TAKERS'. Below this is a large banner image showing students in a classroom. To the right of the banner is a 'My GACE Account' section with a 'Sign In' button. Below the banner, there are sections for 'For Test Takers' and 'For Program Providers'. The 'For Test Takers' section includes an 'Important Note about Registration' and a 'Quick Links' menu. The 'Quick Links' menu has a red box around the 'Test Preparation Resources' link. Other links in the menu include 'About the Assessments', 'Test Centers and Dates', 'Registration Fees', 'On Test Day', 'Scores', 'Testing Accommodations', and 'Bulletin and Reference Documents'. There are also links for 'Georgia Ethics Assessments', 'Paraprofessional Assessment', 'Teacher Leadership Assessment', and 'Performance Assessment for School Leaders'.

The screenshot shows the 'Test Preparation Resources' page on the GACE website. The page has a navigation bar at the top with 'GACE HOME | FOR TEST TAKERS | FOR PROGRAM PROVIDERS' and a search bar. The main header features the GACE logo and the text 'FOR TEST TAKERS'. Below this is a sub-header 'GACE Home > Test Preparation Resources'. The page is divided into several sections: 'About the GACE Assessments', 'Registration, Test Centers, and Dates', 'Test Preparation Resources' (with a red arrow pointing to it), 'Test Prep Materials >', 'Interactive Practice Tests', 'Tutorials', 'Test Prep Webinars', 'Developing a Study Plan', 'On Test Day', 'Scores', 'Confidentiality of Information', and 'Frequently Asked Questions'. The 'Test Prep Materials >' section includes a 'Need Help?' chat button and a 'Ready to take a GACE Assessment?' button. The 'Interactive Practice Tests' section includes a 'Need Help?' chat button and a 'Ready to take a GACE Assessment?' button. The 'Tutorials' section includes a 'Need Help?' chat button and a 'Ready to take a GACE Assessment?' button. The 'Videos >' section includes a 'Need Help?' chat button and a 'Ready to take a GACE Assessment?' button. The 'Webinars >' section includes a 'Need Help?' chat button and a 'Ready to take a GACE Assessment?' button.

Test takers can find links to GACE test preparation resources for all assessments except Teacher Leadership and Georgia Educator Ethics. Test prep resources for those assessments can be found in their specific sections of the website.

[www.gace.ets.org/prepare](http://www.gace.ets.org/prepare)

# GACE Test Prep Materials

GACE HOME | FOR TEST TAKERS | FOR PROGRAM PROVIDERS

SEARCH:  Go

MY GACE ACCOUNT | FAQs | CONTACT US

**GACE**  
Georgia Assessments for the Certification of Educators®

**FOR TEST TAKERS**

GACE Home > Test Preparation Resources > Prep Materials

About the GACE Assessments

Registration, Test Centers, and Dates

Test Preparation Resources

- Prep Materials
- Interactive Practice Tests
- Tutorials
- Videos
- Test Prep Webinars
- Developing a Study Plan

On Test Day

- Scores
- Confidentiality of Information
- Frequently Asked Questions

**GACE® Test Prep Materials**

If you have a disability or health-related need and require test preparation materials in an alternate format (e.g., braille, large print), contact [ETS Disability Services](#).

Select a GACE® assessment from the following list to see what test prep materials are available. Interactive practice tests are available for purchase through the ETS Store.

Select an assessment

GET ADOBE READER (FOR PDFs)

Test takers can select a GACE assessment title to view the test prep available for that particular assessment. Test prep for all assessments, except Georgia Ethics and Teacher Leadership, can be found here. Test prep for those assessments is available in their specific sections of the GACE website.

[www.gace.ets.org/prepare/materials](http://www.gace.ets.org/prepare/materials)



# Test-specific Preparation Materials

GACE HOME | FOR TEST TAKERS | FOR PROGRAM PROVIDERS

SEARCH:  Go

MY GACE ACCOUNT | FAQs | CONTACT US

**GACE**  
Georgia Assessments for the Certification of Educators®

**FOR TEST TAKERS**

GACE Home > Test Preparation Resources > Prep Materials

About the GACE Assessments  
Registration, Test Centers, and Dates

Test Preparation Resources  
▶ Prep Materials  
Interactive Practice Tests  
Tutorials  
Videos  
Test Prep Webinars  
Developing a Study Plan

On Test Day  
Scores  
Confidentiality of Information  
Frequently Asked Questions

### Preparation Materials

Agricultural Education

#### Agricultural Education

The Agricultural Education assessment consists of two subjects: a combined version of the tests is also offered.

- Test I (040)
- Test II (041)
- Combined Test I and II (540)

#### Test Preparation

The test preparation materials below are the only GACE® study materials endorsed by the GaPSC. Other preparation materials may not accurately reflect the content of the assessment or the policies and procedures of the GACE program.

##### Study Companions

This free download is designed to familiarize you with the content material to be tested, test question formats, and pertinent study resources for this assessment.

- [Agricultural Education Study Companion \(PDF\)](#)

No part of this publication may be reproduced or transmitted in any form or by any means, electronic or mechanical, including without limitation, photocopy, recording or any information storage or retrieval system, on any medium whatsoever, without the prior written permission of the Georgia Professional Standards Commission (GaPSC). A single copy of this Study Companion may be downloaded for individual use.

##### Interactive Practice Tests

Use the interactive practice tests to prepare for the Agricultural Education assessment. Each full-length practice test allows you to practice answering one set of test questions to simulate what you will experience on the actual day of the test. After you complete the practice test, you can see if you answered questions correctly or incorrectly and get explanations for the correct answers.

A practice test for each subject in the Agricultural Education assessment is available for purchase through the ETS Store at \$15 per subscription. Each subscription consists of a single practice test that is valid for 90 days after the first use or 10 uses, whichever comes first.

- Agricultural Education Test I (040) Interactive Practice Test  
[Buy now](#)
- Agricultural Education Test II (041) Interactive Practice Test  
[Buy now](#)

**Need Help?**  
[Chat now](#) with one of our customer service representatives.

Ready to take a GACE Assessment?  
[Register Now >](#)

**Test Prep Webinars**  
Get real-time answers to your test preparation questions by attending one of our Webinars.

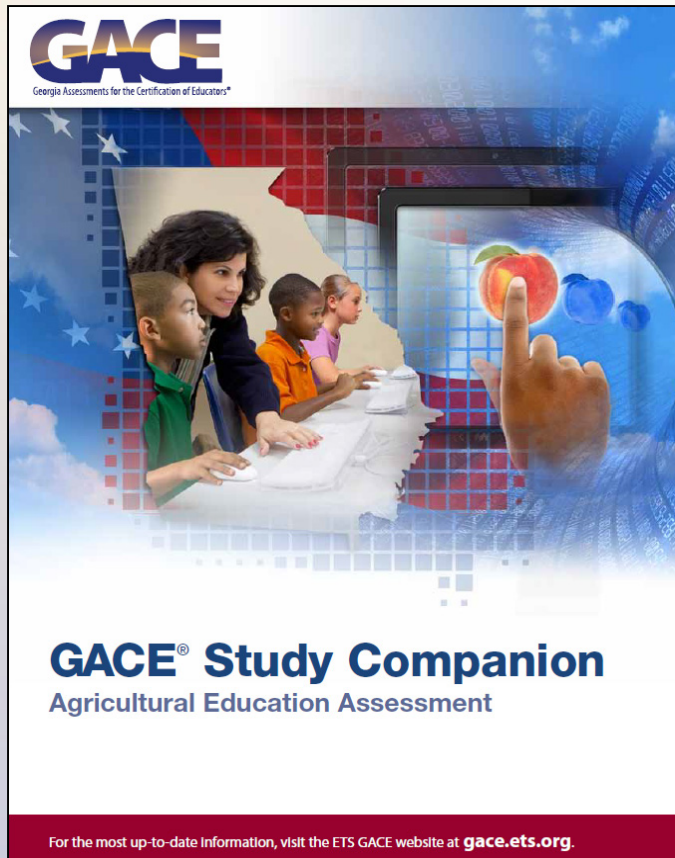
Free test preparation materials, such as Study Companions and Test Familiarization Videos

Priced test preparation materials, including Interactive Practice Tests

[www.gace.ets.org/prepare/materials](http://www.gace.ets.org/prepare/materials)



# Study Companions



- Familiarizes test takers with:
  - the assessment they are taking
  - test question formats
  - pertinent study resources
- Study Companions are:
  - free
  - downloadable
  - available for each GACE assessment except Teacher Leadership and Georgia Ethics

## Study Companions (cont'd.)

- Each study companion contains
  - An overview of the assessment
  - Specific information about the assessment
  - One set of practice questions
  - Explanations of correct answers to practice questions
  - Additional study resources

# The Study Companion: About the Assessment

## About the Assessment

Assessment Name	Instructional Technology
Grade Level	P-12
Test Code	302
Testing Time	3 hours
Test Duration	3.5 hours
Number of Selected-response Questions	100
Number of Constructed-response Questions	0
Number of Constructed-response Questions	4
Test Format	Computer delivered

The GACE Instructional Technology assessment is designed to measure the professional knowledge of prospective Instructional Technology Coordinators in the state of Georgia.

The testing time is the amount of time you will have to answer the questions on the test. Test duration includes time for tutorials and directional screens that may be included in the test.

The questions in this assessment assess both basic knowledge across content areas and the ability to apply principles.

The total number of questions that are scored is typically smaller than the total number of questions on the test. Most tests that contain selected-response questions also include embedded pretest questions, which are not used in calculating your score. By including pretest questions in the assessment, ETS is able to analyze actual test-taker performance on proposed new questions and determine whether they should be included in future versions of the test.

**Note:** After clicking on a link, right click and select "Previous View" to go back to original text.

Each GACE Study Companion gives an overview of the assessment and includes important information for test takers such as test codes, testing time and test duration, the number of questions, and the test format.

# The Study Companion: About the Assessment (cont'd.)

- The Study Companion also includes important information specific to the assessment

## Test I Subareas

Subarea	Approx. Percentage of Test
I. Foundations of Agriculture and Agricultural Education	60%
II. Food Science and Biotechnology	20%
III. Power, Structural, and Technical Systems	20%

## Test I Objectives

### Subarea I: Foundations of Agriculture and Agricultural Education

*Objective 1: Understands the agriculture industry and agribusiness systems*

The beginning Agricultural Education teacher:

- A. Knows the historical development of agriculture
  - Describes the spread of agriculture
  - Describes the value of research in agriculture
- B. Understands the value of agriculture
  - Defines agriculture
  - Identifies the areas or branches of agriculture
  - Is familiar with global impacts of agriculture

## Test II Subareas

Subarea	Approx. Percentage of Test
I. Animal Systems	34%
II. Environmental and Natural Resource Systems	33%
III. Plant Systems	33%

## Test II Objectives

### Subarea I: Animal Systems

*Objective 1: Understands the principles of animal science as related to the agriculture industry*

The beginning Agricultural Education teacher:

- A. Is familiar with the historical development and trends of the animal systems industry
  - Explains past, current, and emerging trends related to the animal agricultural industry
  - Describes the domestication of animals
- B. Knows the classification, anatomical characteristics, and physiological characteristics of animals
  - Understands the taxonomical classification system of animals
  - Identifies the structure and function of the major body systems of animals; e.g.,

# Sample Questions and Explanations of Answers

**Directions:** Each of the questions or incomplete statements below is followed by four suggested answers or completions. Select the one that is best in each case.

1. Which of the following best describes the long-term trend in employment in occupations related to agriculture in the United States?
  - A. Jobs on farms are decreasing
  - B. Jobs in food processing are decreasing
  - C. Jobs in ornamental horticulture are decreasing
  - D. Jobs in agriculture service occupations are decreasing

Answer and Rationale

2. Which of the following was the principal cause for the decline and abandonment of irrigated farmland in the Sumerian Empire and the Nile valley of ancient Egypt?
  - A. There was no regular fertilization with nitrogen sources
  - B. The benefits of crop rotation were unknown
  - C. Soil salts accumulated under poor drainage conditions
  - D. Irrigated lands had to be near the water source and suffered frequent, disastrous flooding

Answer and Rationale

3. A farmer buys a new tractor for \$40,000 and expects to use it for 20 years, after which the tractor will have a salvage value of \$10,000. What is the straight-line depreciation that can be taken for the first year of ownership?
  - A. \$1,500
  - B. \$1,667
  - C. \$2,000
  - D. \$2,250

Answer and Rationale

**Directions:** Each of the questions or incomplete statements below is followed by four suggested answers or completions. Select the one that is best in each case.

1. Which of the following best describes the long-term trend in employment in occupations related to agriculture in the United States?
  - A. Jobs on farms are decreasing
  - B. Jobs in food processing are decreasing
  - C. Jobs in ornamental horticulture are decreasing
  - D. Jobs in agriculture service occupations are decreasing

Answer and Rationale

2. Which of the following was the principal cause for the decline and abandonment of irrigated farmland in the Sumerian Empire and the Nile valley of ancient Egypt?
  - A. There was no regular fertilization with nitrogen sources
  - B. The benefits of crop rotation were unknown
  - C. Soil salts accumulated under poor drainage conditions
  - D. Irrigated lands had to be near the water source and suffered frequent, disastrous flooding

Answer and Rationale

3. A farmer buys a new tractor for \$40,000 and expects to use it for 20 years, after which the tractor will have a salvage value of \$10,000. What is the straight-line depreciation that can be taken for the first year of ownership?
  - A. \$1,500
  - B. \$1,667
  - C. \$2,000
  - D. \$2,250

Answer and Rationale

# Constructed-Response Questions and Scoring Guide

## Constructed-response Question 1: Argumentative Essay

This section presents an Argumentative essay topic and sample essay responses. Readers will assign scores based on the following scoring guide. When you read these standards used in scoring the Argumentative essays. When you read these keep in mind that they will be less polished than if they had been developed and carefully presented. The examinee does not know what question will be decide, on the spot, how to respond. Readers take these circumstances into scoring the essays; they have been trained to judge the overall quality, rather than count errors.

Each essay will be scored holistically, on the basis of its total quality. In computing your GACE Writing score, the scores for both the Argumentative and Source-based essays will be combined with the score for the selected-response part of the Writing test.

### General Directions

You will have 30 minutes to plan and write an argumentative essay on the topic in the following section. The essay will be based on your own reading, experience, and knowledge.

Read the topic carefully. You will probably find it best to spend a little time planning and organizing your thoughts before you begin writing. **DO NOT WRITE ON A TOPIC OTHER THAN THE ONE SPECIFIED.** Essays on topics of your own choice are not acceptable. In order for your test to be scored, your responses must be in English.

The essay questions are included in this test to give you an opportunity to demonstrate your writing skills. You should, therefore, take care to write clearly and effectively. Examples where appropriate. Remember that how well you write is much more important than how much you write, but to cover the topic adequately, you will probably need to write more than a paragraph.

## Scoring Guide for Argumentative Essay

Readers will assign scores based on the following scoring guide.

Score	Description
6	<p>A 6 essay demonstrates a <i>high degree of competence</i> in response to the assignment but may have a few minor errors. An essay in this category:</p> <ul style="list-style-type: none"> <li>states or clearly implies the writer's position or thesis</li> <li>organizes and develops ideas logically, making insightful connections between them</li> <li>clearly explains key ideas, supporting them with well-chosen reasons, examples, or details</li> <li>displays effective sentence variety</li> <li>clearly displays facility in the use of language</li> <li>is generally free from errors in grammar, usage, and mechanics</li> </ul>
5	<p>A 5 essay demonstrates <i>clear competence</i> in response to the assignment but may have minor errors. An essay in this category:</p> <ul style="list-style-type: none"> <li>states or clearly implies the writer's position or thesis</li> <li>organizes and develops ideas clearly, making connections between them</li> <li>explains key ideas, supporting them with relevant reasons, examples, or details</li> <li>displays some sentence variety</li> <li>displays facility in the use of language</li> <li>is generally free from errors in grammar, usage, and mechanics</li> </ul>
4	<p>A 4 essay demonstrates <i>competence</i> in response to the assignment. An essay in this category:</p> <ul style="list-style-type: none"> <li>states or implies the writer's position or thesis</li> <li>shows control in the organization and development of ideas</li> <li>explains some key ideas, supporting them with adequate reasons, examples, or details</li> <li>displays adequate use of language</li> <li>shows control of grammar, usage, and mechanics, but may display errors</li> </ul>

For tests with constructed-response (CR) questions, an explanation of how to answer a CR question is included in the Study Companion, along with a scoring guide.



# Test Preparation Strategies and Tips

- This section of GACE website includes the following booklets and guides:
  - *Study Tips: Preparing for a GACE® Assessment*
    - Contains general information about the GACE assessments, the types of questions that may be encountered in the test, and study tips for preparing to take the test.
  - *Reducing Test Anxiety*
    - Provides practical help for people who suffer from test anxiety. This guide reviews the major causes of test anxiety and offers practical advice on how to counter each one.
  - *Guide to Taking a GACE® Computer-delivered Test* (available spring 2016)
    - Explains how to navigate through a GACE assessment and how to answer the different types of questions.

**[www.gace.ets.org/prepare/strategies](http://www.gace.ets.org/prepare/strategies)**



# Test Familiarization Videos

Test familiarization videos are free and can be used to see what a computer-delivered test center looks like and learn how to navigate through a computer-delivered GACE assessment.

your test prep questions by attending one of our Webinars.

[www.gace.ets.org/prepare/videos](http://www.gace.ets.org/prepare/videos)

# Computer-Delivered Test Center Tour



This video shows test takers what to expect when they take a computer-delivered test.



# Interactive Computer-Delivered Test Demonstration

This video explains how to navigate through a GACE assessment and how to answer different types of test questions.

**DEMO Mode: See and hear explanations of key test features**

**PRACTICE Mode: Practice what you've learned**

**demo. Review**

**GACE Early Childhood Education Test I**

Question 11 of 94

Below is the list of questions in this section. The question you were looking at last is highlighted when you enter Review. The Status column shows if a question has been Answered, Not Answered, or Not Seen. Questions you have marked are indicated with a ✓

To review a specific question from the list, click on the question to highlight it, then click on **Go to Question** at the top of the screen. When there are more questions than will fit on the screen, you can use the scroll bar to view the others.

To leave Review and return to where you were in the test, click on **Return**.

Number	Marked	Status
1		Answered
2		Answered
3	✓	Answered
4		Answered
5		Answered
6	✓	Not Answered
7		Answered
8		Answered
9		Answered
10		Answered
11	✓	Not Answered
12		Answered
13		Not Answered
14	✓	Not Answered
15		Not Answered
16		Not Answered
17		Not Answered
18		Not Answered
19		Not Answered
20		Not Answered
21		Not Answered
22		Not Answered
23		Not Answered
24		Not Answered
25		Not Answered
26		Not Answered

Number	Marked	Status
27		Not Seen
28		Not Seen
29		Not Seen
30		Not Seen
31		Not Seen
32		Not Seen
33		Not Seen
34		Not Seen
35		Not Seen
36		Not Seen
37		Not Seen
38		Not Seen
39		Not Seen
40		Not Seen
41		Not Seen
42		Not Seen
43		Not Seen
44		Not Seen
45		Not Seen
46		Not Seen
47		Not Seen
48		Not Seen
49		Not Seen
50		Not Seen

# Interactive Practice Tests (IPTs)

- Each IPT is a full-length practice test that consists of **one set** of practice questions
- After completion of the practice test, candidates can view correct answers and an explanations of correct answers

### Taking the Practice Test

**Actual Time Allowed on Test Day:** 1 hour and 25 minutes  
**Number of Questions:** 56


When taking the practice test, you may find it helpful to simulate actual testing conditions by giving yourself the same amount of time to complete the test that you would receive during an actual test administration.

Once you click **Begin**, your practice test will start. Once it has been started, it cannot be canceled. If you are idle for longer than 30 minutes, the test will time out and it will count as one use. The practice test will automatically time out after five hours. If you require more time, you will need to start the practice test over by re-entering your serial number. This will subtract an additional use from your remaining uses.

Once you click **Score Practice Test**, the practice test will end and you will be directed to the score screen. You must print your responses from your browser before you exit the test if you want to refer to them later; the program will not electronically save your responses.

This practice test includes an automatic timer that indicates the time remaining once the test begins. You can use the timer to help pace yourself. You can also choose to hide the timer. If time runs out while you are still taking the test, you will have the option to continue until you reach the five-hour session time limit.




An important fact to keep in mind when taking the actual test is that scores are based on the number of questions answered correctly. You will not be penalized for incorrect answers, so you should try to answer every question, even if you have to guess.



◀ Previous    Screen 2 of 7    Next ▶

Exit

### Score Screen 2: Interactive View




This screen is provided to allow you to review the test questions individually. You can click   or  to view a question along with the rationale for the correct answer.

From the questions screen, you can return to this page by clicking **Review**. This screen can also be displayed by Subarea by clicking **Sort by Subarea**.

Link Test    Help ?    Time Remaining = 1:56:14


Sort by Subarea

#### Answers

This screen is provided to allow you to review the test questions individually. You can click   or  to view a question along with the rationale for the correct answer. From the questions screen, you can return to this page by clicking **Review**. This screen can also be displayed by Subarea by clicking **Sort by Subarea**. These features are not available on the actual computer-based test.

All Items — 61 of 85 correct

1	2	3	4	5	6	7	8	9	10
11	12	13	14	15	16	17	18	19	20
21	22	23	24	25	26	27	28	29	30
31	32	33	34	35	36	37	38	39	40
41	42	43	44	45	46	47	48	49	50
51	52	53	54	55	56	57	58	59	60
61	62	63	64	65	66	67	68	69	70
71	72	73	74	75	76	77	78	79	80
81	82	83	84	85					



◀ Previous    Screen 5 of 7    Next ▶

Exit

## **IPTs (cont'd.)**

- GACE Interactive Practice Tests (IPTs) are available for almost all assessments
- IPTs can be purchased for \$15 with registration or through the ETS Store at **[www.ets.org/store](http://www.ets.org/store)**
- Each \$15 subscription consists of a single practice test and is valid for 90 days after the first use
- **Note:** There is only one version available for each test title, so **each time the user takes the practice test, the same questions are delivered in the same order**
- Retaking or repurchasing the same practice test more than once does not result in different practice questions or change the order in which the questions are delivered



# Tutorials

GACE HOME | FOR TEST TAKERS | FOR PROGRAM PROVIDERS

SEARCH:  Go

**GACE**  
Georgia Assessments for the Certification of Educators®

GACE Home > Test Preparation Resources > Tutorials

**Tutorials**

Take advantage of these tutorials to practice using these tools before test day. They will walk you through how to use some of the tools you may encounter while taking a GACE® assessment.


**Alternate Character Tutorial >**  
The alternate character toolbar is used for inputting accents and alternate characters on the French, German, and Spanish GACE assessments.

**Online Calculator Tutorial >**  
An online calculator is part of the testing software for assessments that require the use of a graphing or scientific calculator. Once you request access to the tutorial by clicking on the link above, you will be sent an activation key that is good for 30 days of practice use.

GET ADOBE READER (FOR PDFs)

Georgia Professional Standards Commission | Legal/Privacy Policy

Copyright © 2014 by Educational Testing Service. All rights reserved.  
All trademarks are the property of their respective owners.

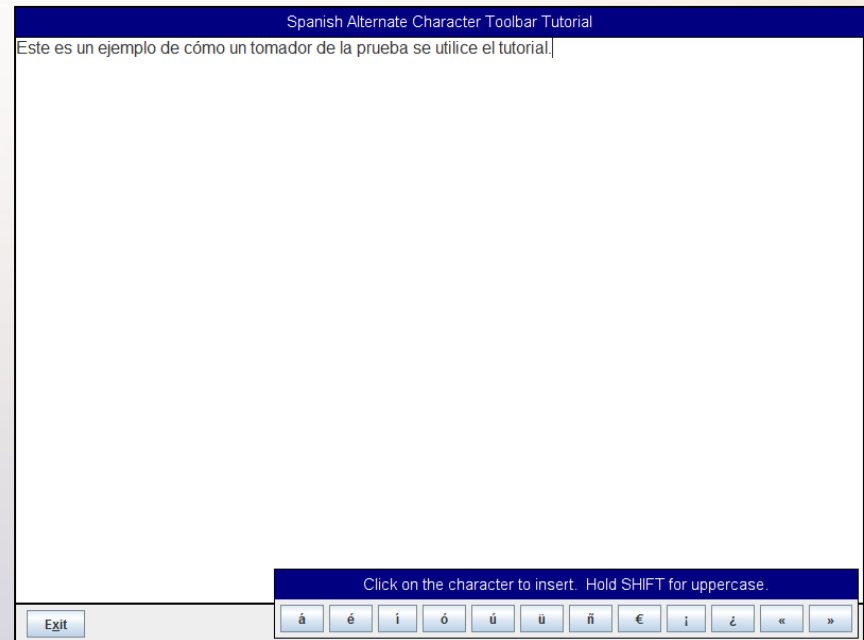
  
Listening. Learning. Leading.™

GACE tutorials are free tools offered to help candidates who are preparing for the French, German, or Spanish assessment, or who are taking a GACE test that requires the use of a graphing or scientific calculator.

[www.gace.ets.org/prepare/tutorials](http://www.gace.ets.org/prepare/tutorials)

# Alternate Character Toolbar

- For candidates taking the GACE French, German, or Spanish assessment
- Allows user to practice using the toolbar for each language prior to the day of the test

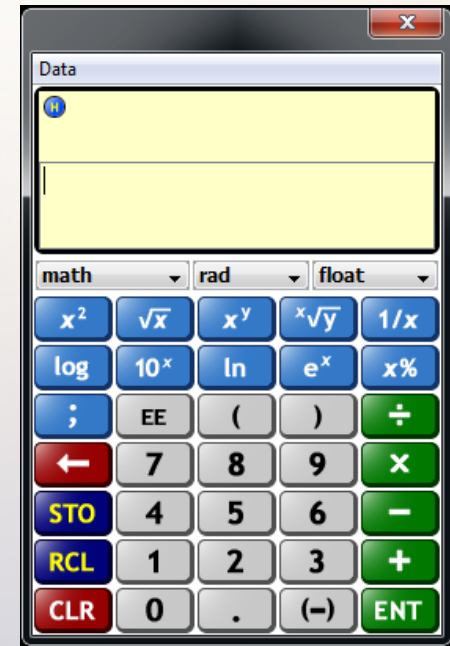


**[www.gace.ets.org/prepare/tutorials/act](http://www.gace.ets.org/prepare/tutorials/act)**



# Online Calculator

- Some tests have an online calculator built in to the test software:
  - Mathematics
  - Middle Grades Mathematics
  - Special Education Mathematics
  - Science
- Tutorial allows test takers to practice using these calculators prior to taking an assessment
- **Test takers cannot bring their own calculators to these test administrations**



**[www.gace.ets.org/prepare/tutorials/calculator](http://www.gace.ets.org/prepare/tutorials/calculator)**

# Webinars

GACE HOME | FOR TEST TAKERS | FOR PROGRAM PROVIDERS

SEARCH:  Go

MY GACE ACCOUNT | FAQs | CONTACT US

**GACE**  
Georgia Assessments for the Certification of Educators®

**FOR TEST TAKERS**

GACE Home > Test Preparation Resources > Test Prep Webinars

About the GACE Assessments  
Registration, Test Centers, and Dates  
Test Preparation Resources  
Prep Materials  
Interactive Resources  
Tutorials  
Videos  
▶ Test Prep Videos  
Developing Test Prep Videos  
On Test Day  
Scores  
Confidentiality Information  
Frequently Asked Questions

**GACE® Webinars**

Webinars are offered to help you prepare for the GACE® assessments and give helpful tips for studying for the test. You will be able to ask questions in real time at the conclusion of each webinar.

Chat is currently unavailable.  
[Get more information.](#)

Webinars are free. The Study Plan Development webinar covers seven different topics: an overview of the assessments, setting up testing accounts, registration, test preparation, taking an assessment, scores and scoring policies, and using the GACE website.

[www.gace.ets.org/prepare/webinars](http://www.gace.ets.org/prepare/webinars)

# Developing an Effective Study Plan

**Information available under Strategies and Tips on the ETS GACE website**

**Blank Study Plan sheet available for download**

## Developing a Study Plan

A study plan provides a roadmap to prepare for a GACE® assessment. It can help you understand what skills and knowledge are covered on the test and where to focus your attention. Creating a study plan will help you organize your efforts. Follow the steps below to create your own study plan.

- **Know what to expect:** Identify the information the test will cover by reading through the test content specifications in the Study Companion. The content specifications detail the knowledge and skills you will be tested on.
- **Get the prep materials:** Identify books, articles, and other resources that will help you prepare for the test.
- **Establish a strategy:** Organize, create, and follow a study schedule. The [study plan sheet](#) can help you create a study plan.
- **Study:** Stick to your study schedule. You can also join a study group and study with others.
- **Practice:** Practice taking the sample questions in the Study Companion to get familiar with the types of questions on the test and to find out where you may need to focus your attention.

## Study Plan Sheet

Content covered	Description of content	How well do I know the content? (scale 1-5)	What resources do I have/need for studying this content?	Where can I find the resources I need?	Date planned to study this content	Date completed

GACE candidates can utilize the Study Plan Sheet to help them schedule their study time and better prepare for a GACE test. The Study Plan Sheet can also be downloaded from the GACE website.

**[www.gace.ets.org/prepare/strategies](http://www.gace.ets.org/prepare/strategies)**

# Smart Test-Taking Tips to Share with Your Candidates

- Don't become preoccupied about your score when taking the test
- Use your energy on the test — don't get angry with it
- Keep track of time and pace yourself
- Read all possible answers before selecting one
- Be aware of key words such as NOT, BEST, LEAST, EXCEPT
- Scan the answer choices before you start reading the material and/or working on the problem
- Use the process of elimination
- Don't worry if you have to guess; your score is based on the number of questions you answer correctly with no penalty for an incorrect answer
- Do not take too much time on any one question
- If you have time at the end of your test, go back and check your answers to make sure you marked the answer you thought you did

## Contact Information

- Contact ETS GACE Customer Service for all inquiries not related to certification: registration, payment, admission tickets, and score reporting
  - Website: **www.gace.ets.org**
  - Phone: **1-855-225-7178**  
(Monday–Friday, 8 a.m.–5 p.m. ET, excluding holidays)
  - Email: **GACESupport@ets.org**
- Contact the GaPSC for inquiries about which test(s) to take or certification requirements
  - Website: **www.gapsc.com**
    - *Latest on GACE* newsletter available on the GaPSC website
  - Email: **mail@gapsc.com**
    - For assistance with MyPSC or certification

**Questions?**

**Thanks again for joining us today!**